

# LED BOLLARD

# Chelsea

Famco Chelsea LED IP65 bollard provides superior outdoor lighting and features sturdy construction and high corrosion resistance.

Complete with J type mounting plate for quick and easy installation.

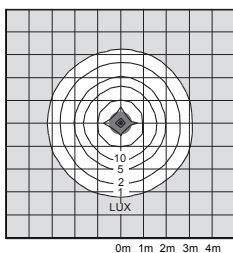
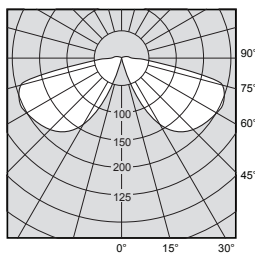
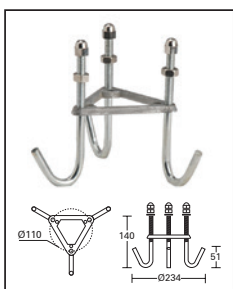
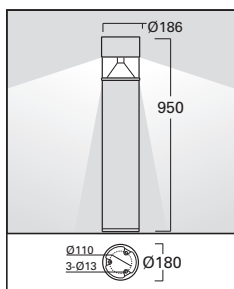
## FL88008 Chelsea LED Bollard

### LED LAMP

LED Power:	CREE XPE LED 8 x 2.5W
Nominal Lumens:	1900 lumens
Nominal Colour Temp:	4000K
Rated Average Life:	60,000 Hours
Driver:	Tridonic Driver

### CONSTRUCTION

Body:	Die-cast aluminium top and extruded aluminium housing with high corrosion resistance
Diffuser:	Polycarbonate diffuser
Silicon gasket:	IP65 weatherproof rating
Dual Coating:	Outdoor powder coated finish with nominal thickness 60 micron - 500 hours salt spray test endurance rating



IP65

20  
WATTS  
1900  
LUMENS



Photometric data available at:

[famco.com.au/product/chelsea-led-bollard](http://famco.com.au/product/chelsea-led-bollard)